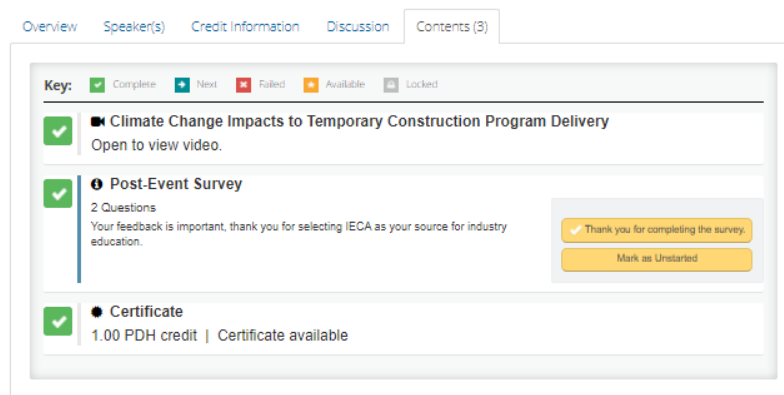


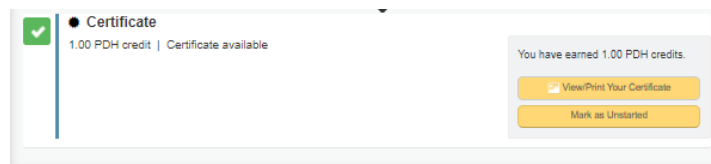
Claim Your Professional Development Credit

Upon the completion of a live or on-demand webinar, you will be able to claim credit for your industry Professional Development*.

1. Login to ehub.ieca.org with your IECA login, the recommended browsers are Google Chrome or Firefox.
2. Open the course you are claiming credit for and navigate to the “contents” section.
3. Make sure you have completed the component you wish to claim credit for. Look for the green checkmarks (screen shot below). Note some classes require surveys/quizzes to be completed prior to claiming credit:

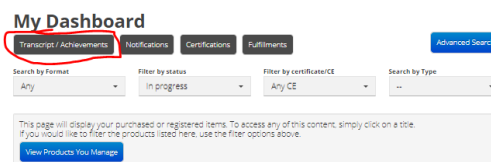


4. Select “View/Print Your Certificate” to receive a PDF of your credit.



To access content a record of all credit from the IECA eHub follow these steps:

1. Login to ehub.ieca.org with your IECA login, the recommended browsers are Google Chrome or Firefox.
2. Select “My Dashboard” from the left-hand navigation or under your name at the top right of the screen (be sure you are logged in! This dashboard does not display unless you are logged in.)
3. From your dashboard, click on the *Transcript/Achievements* button. Every credit certificate that you have earned will be listed.



- 1.) If you are having trouble tracking down a specific certificate of credit, please reach out to education@ieca.org

** It is the responsibility of the attendee to determine if issues Professional Development Credit is accepted by the certification body for your PE license or industry certification.*